





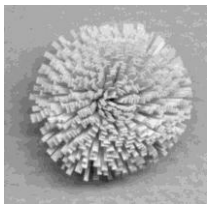
North American Quilling Guild Official Shape Chart




The following is a list of the **recognized** shapes and techniques the NAQG deems to be the basic shapes used in quillwork. Although each and every shape has **numerous** variations, these are the ones felt to be most commonly used by quillers. The NAQG official accepted name for each shape is listed under the photo. Alternate names are listed to the right.

There seems to be no set standard amongst the various books, kits, self published instructions, or brochures as to the exact name for each quilled shape. The shape names seem to be randomly applied by whoever designs a quilled item or writes about one. Therefore any alternate names used to describe the shape (that the NAQG is aware of) have been included to help identify which shape is being referenced.

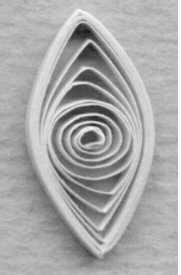




Literally dozens of variations can be created from these basic shapes and most of them have no specific name. Other shapes have one or more variations that are given an "official" name as in the teardrop or marquise shapes. Both have a recognized variation with a separate name, i.e. shaped teardrop or shaped marquise. The hundreds of other variations are only known as an alteration of the original basic shape from which they were created.





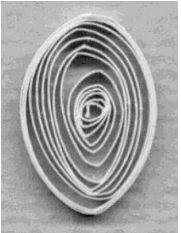
Shape Name	Other names
SOLID ROLLS	
	tight coil solid roll peg disc
SR-1 Tight roll	
	cup domed roll
SR-2 Grape roll	
	cone cone roll dimensional tight roll
SR-3 Tapered/Sculptured roll	

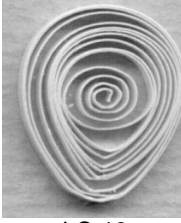



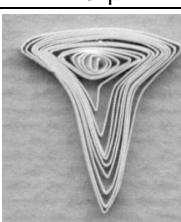

Shape Name	Other names
	ball bead
SR-4.....Bead roll	
	pom pom carnation
SR-5 Fringed flower	

Shape Name	Other names
LOOSE COILS	
	coil closed loose coil closed loose roll loose circle
LC-6 Loose coil	
	drop raindrop peacock eye can be very long, thin, and pointy or short, fat, and squat
LC-7 Teardrop	
	comma curved teardrop flame petal wing
LC-8 Shaped Teardrop	


North American Quilling Guild Official Shape Chart

Shape Name	Other names
 LC-9 Marquise	eye diamond cat's eye
 LC-10 Shaped Marquise	leaf curved marquise shaped eye
 LC-11 Diamond	Can be very narrow and pointy or very short, fat, and squat
 LC-12 Triangle	beak
 LC-13 Square	

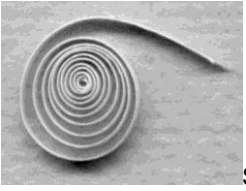



Shape Name	Other names
 LC-14 Rectangle	
 LC-15 Crescent	moon half moon
 LC-16 Half circle	gumdrop
 LC-17 Bunny ear	Is a variation of the heart shape
 LC-18 Oval	

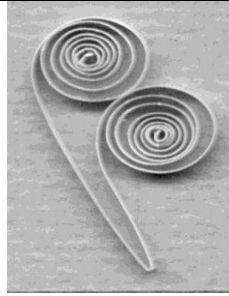

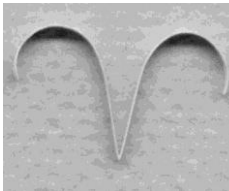
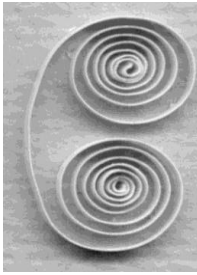
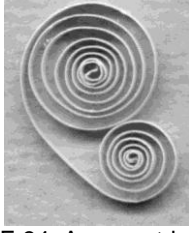
Shape Name	Other names
 LC-19 Egg	
 LC-20 Heart	pressed heart rolled heart
 LC-21 Arrowhead	dart arrow
 LC-22 Tulip	duck foot
 LC-23 Trumpet	
 LC-24 Eccentric coil	



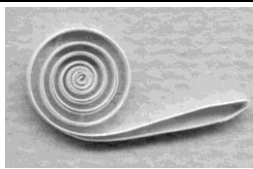


North American Quilling Guild Official Shape Chart

Shape Name	Other names
 LC-25 Solid ring	ring coil, open ring, sometimes used as collars

Scrolls/Filigree

 SF-26 Loose scroll	open loose coil or scroll
 SF-27 Heart scroll	open heart heart coil scrolled heart
 SF-28 Asymmetric heart scroll	off-center heart
 SF-29 V scroll	antennae



Shape Name	Other names
 SF-30 Asymmetric V scroll	
 SF-31 Modified V scroll	quotation marks
 SF-32 Winged V scroll	bird scissors curl
 SF-33 C scroll	
 SF-34 Asymmetric C scroll	off-center C

Shape Name	Other names
 SF-35 S scroll	S shape
 SF-36 Asymmetric S scroll	off-center S
 SF-37 Double scroll	Fleur de Lis
 SF-38 Double scroll with Flag	'p' scroll harp P shape
 SF-39 Triple scroll	

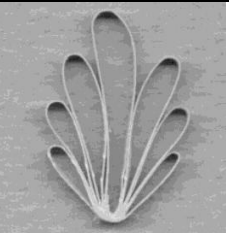
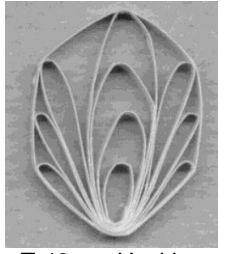



North American Quilling Guild Official Shape Chart

Shape Name	Other names
------------	-------------




TECHNIQUES

	tendrils
T-40 Spirals	
	Can be very long and slender or short and squat. Often pointed on one end and rounded on the other.
T-41 Wheatears	

Shape Name	Other names
------------	-------------

	
T-42 Alternate Side Looping	
	
T-43 Husking	
	accordion folds...can be symmetrical or uneven
T-44 Zig Zag	
	fluting
T-45 Crimping	
	for outlining parts or entire sections
T-46 Banding	

Shape Name	Other names
------------	-------------

	Bands of thin paper strips wrapped around a core or bundle of strips
T-47 Bandaging	
	Many variations, multiple strips or multiple colors
T-48 Braiding	
	Tube, stick
T-49 Spill	